

dot-nz registration statistics

■ Background

This document is a supplement to the Caslon Analytics profile of the dot-nz domain space (at www.caslon.com.au/dotnzprofile.htm) and operation of the global domain name system (at www.caslon.com.au/domainsprofile.htm).

Corresponding graphs for dot-au are at www.caslon.com.au/graphs/audns.pdf, discussed in the detailed profile at www.caslon.com.au/audaprofile.htm.

Figures are for domain name registrations and thus do not necessarily indicate the number of sites. A particular registration may not have a corresponding site that is 'live' on the web, for example because the registrant do not proceed with plans to launch a site or instead registered the domain name merely to acquire an email address that is independent of an ISP or webmail service. Some entities have pointed multiple domain names to a particular site; there is thus no strict name-site equivalence.

■ Contents

Graph 1: all dot-nz second level domains, 1994-2004

Graph 2: key dot-nz second level domains (.co.nz, .org.nz, net.nz)

Graph 3: growth of .co.nz 2LD, 1994-2004

Graph 4: growth of .nz 2LDs other than .co.nz, 1994-

Graph 5: growth of .nz 2LDs other than .co.nz, .org.nz and .net.nz, 1994-2004

Graph 6: growth of 'community' 2LDs

Graph 7: % year on year growth of all .nz 2LDs, 1994-2004

Graph 8: trans-Tasman comparison by number of registered 2LDs

Graph 9: trans-Tasman comparison – registered co.nz/com.au 2LDs per capita

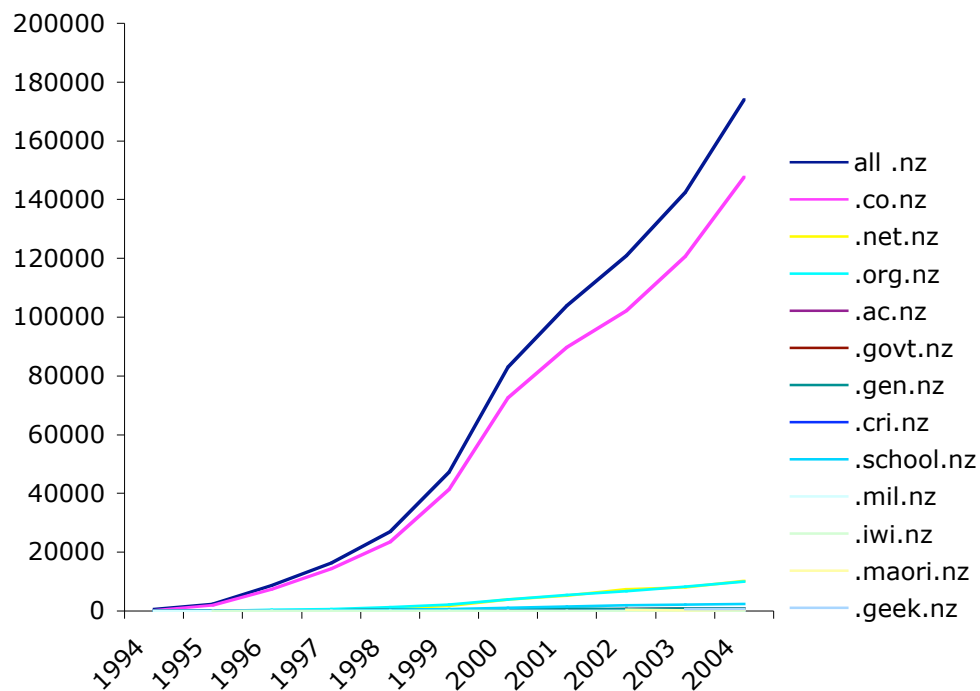
■ Edition

version of October 2005
© Caslon Analytics 2005

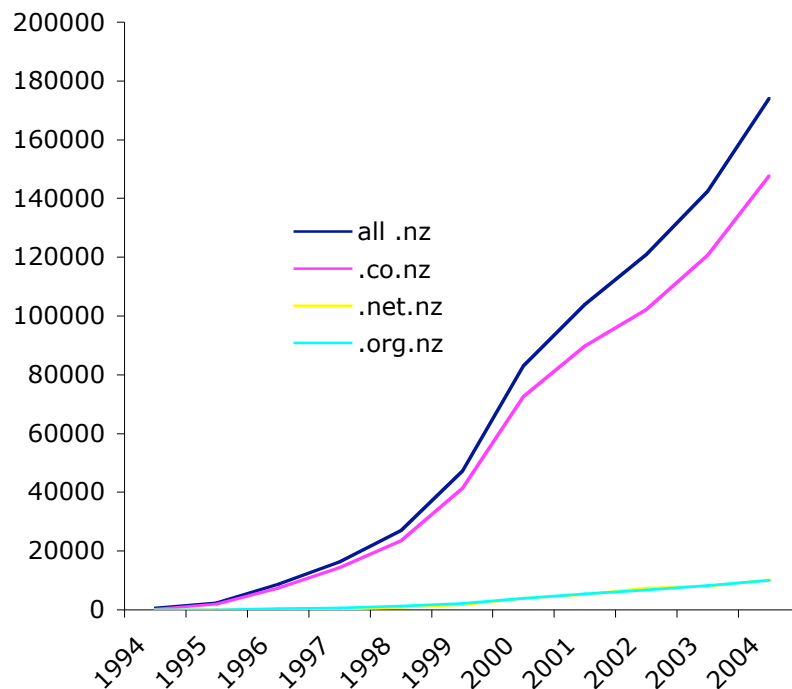
document located at www.caslon.com.au/graphs/nzdns.pdf

dot-nz registration statistics

■ **Graph 1: all dot-nz second level domains**

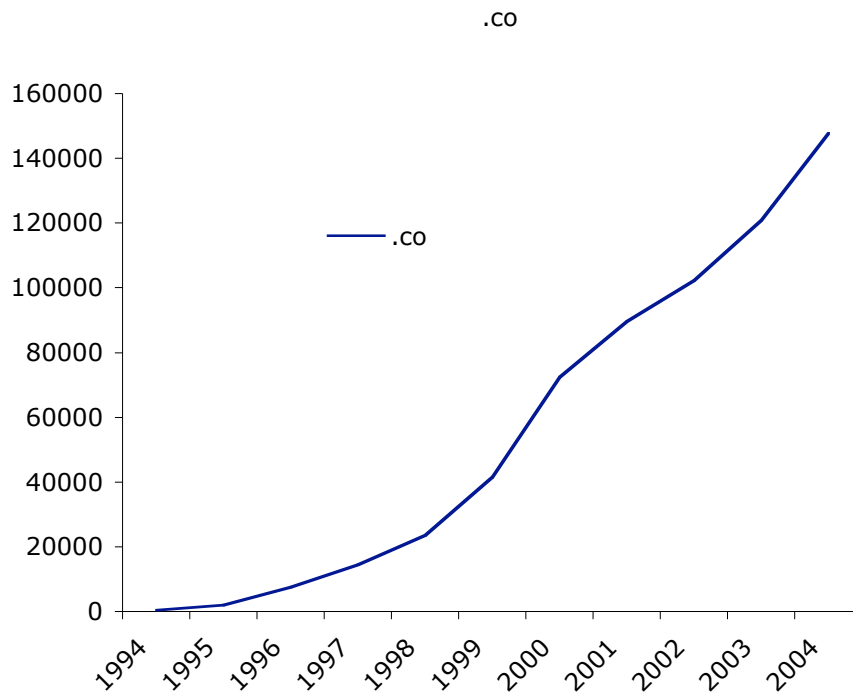


■ **Graph 2: key dot-nz second level domains**

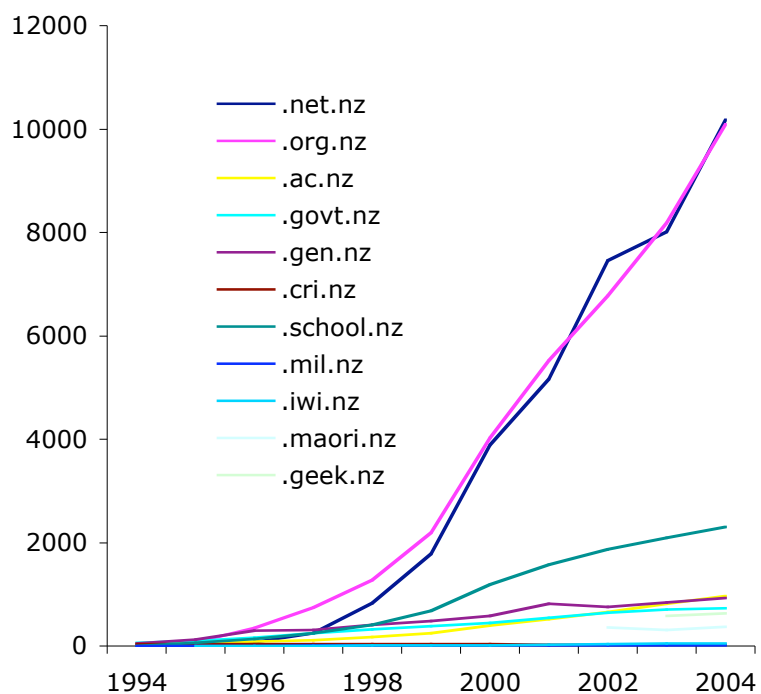


dot-nz registration statistics

■ Graph 3: growth of .co.nz 2LD

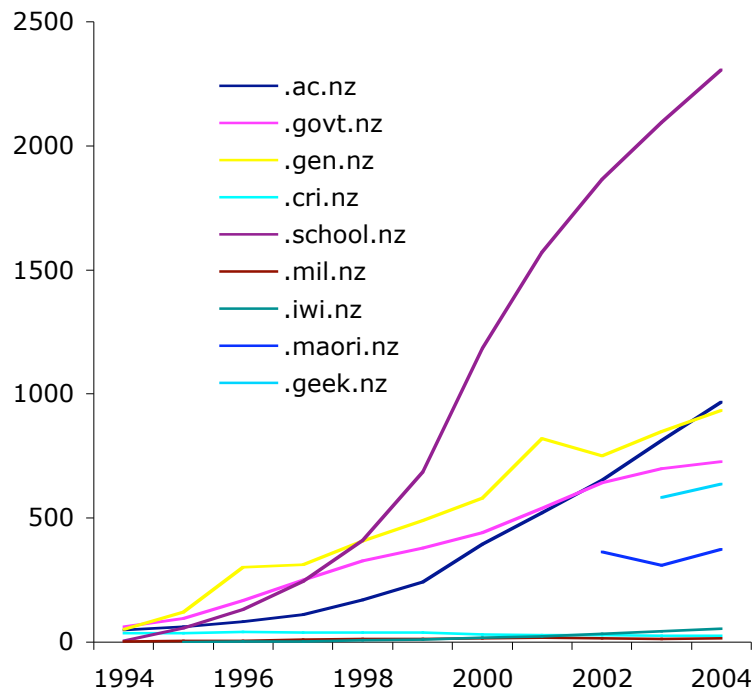


■ Graph 4: growth of all .nz 2LDs other than .co.nz

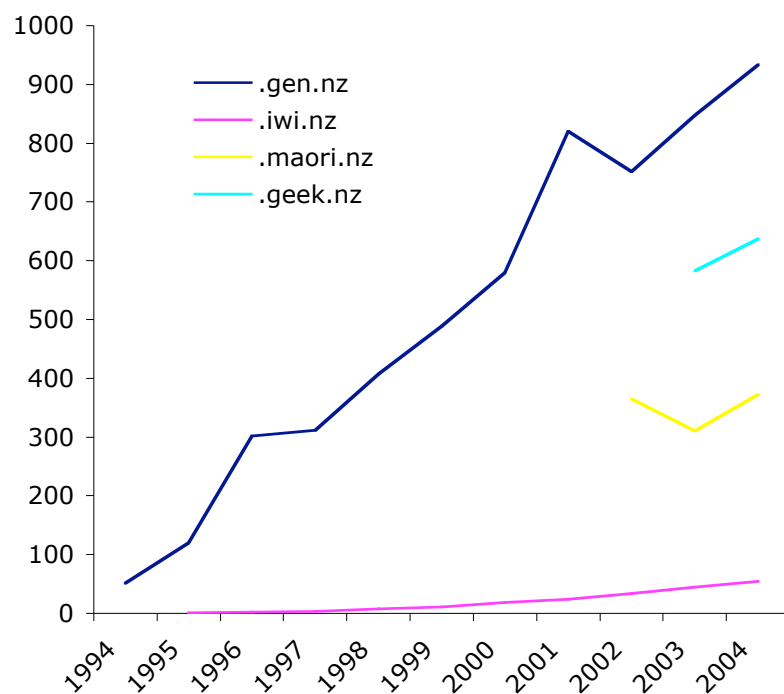


dot-nz registration statistics

■ **Graph 5: growth of 2LDs other than .co/org/net.nz**

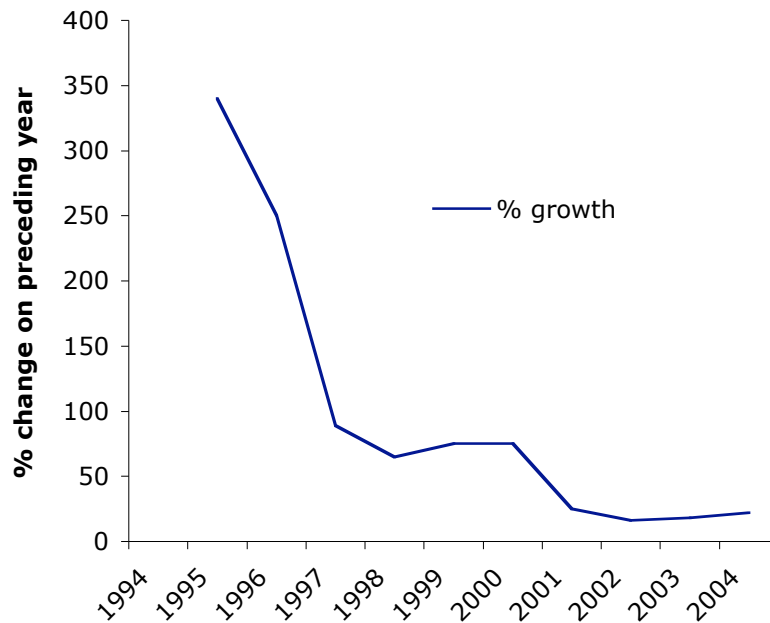


■ **Graph 6: growth of 'community' 2LDs**

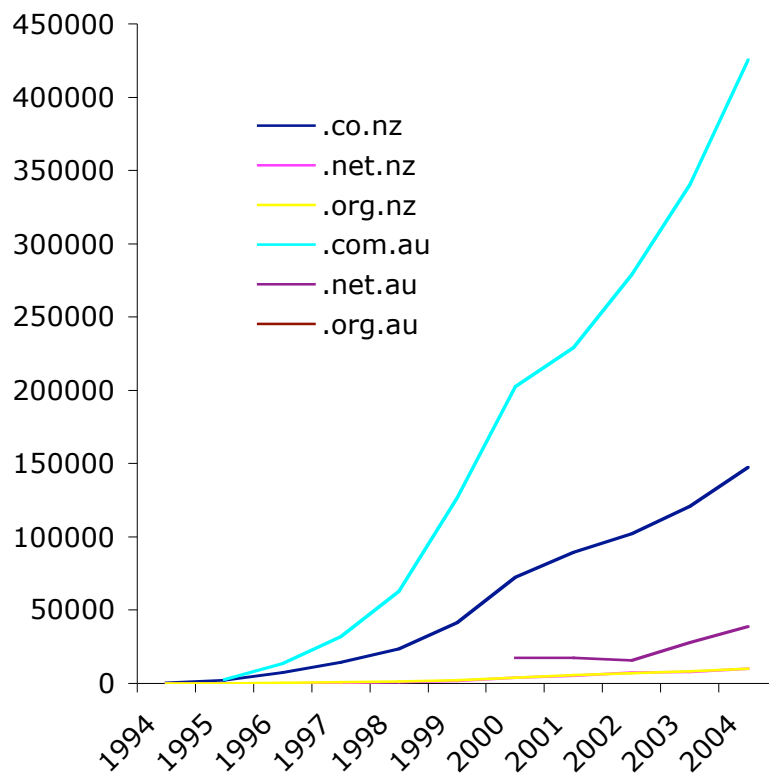


dot-nz registration statistics

■ **Graph 7: year on year growth (by %) in number of all .nz registrations**



■ **Graph 8: trans-Tasman comparison by number of registered 2LDs**



dot-nz registration statistics

■ Graph 9: trans-Tasman comparison - registered co/com 2LDs per capita

